

BEGINNERS' LESSONS

Welcome

Teacher: Douglas Russell

Telephone: 021 235 2220

Email: douglaskeithrussell@gmail.com




Lesson Three

I-Level Opening Bids



Ranking of the Suits

No **T**rumps



Spades



Hearts



Diamonds



Clubs




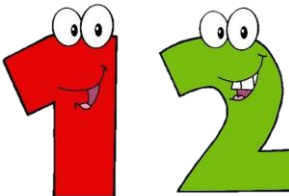
Finding a Fit



- A Fit is 8+ cards in one suit
- If there is a fit in a major this will be the trump suit
- If there is no fit, then choose No Trumps




Levels of Bidding

- The number of tricks you must make to get a score = 6 + the level you bid
 - 1-level contracts ... Must make 7 tricks (6 + 1)
 - 2-level contracts ... Must make 8 tricks (6 + 2)
 - 3-level Contracts ... Must make tricks (6 + 3) etc
 - 4-level Contracts ... Must make  tricks
 - 6-level Contracts ... Must make  tricks



The Auction



- Every suit has a ranking order
- Each **bid** must be higher than the previous bid

1♣	1♦	1♥	1♠	1NT
2♣	2♦	2♥	2♠	2NT
3♣	3♦	3♥	3♠	3NT
4♣	4♦	4♥	4♠	4NT
etc				

- The first person to bid is the **Opener**
- Opener's partner is the **Responder**



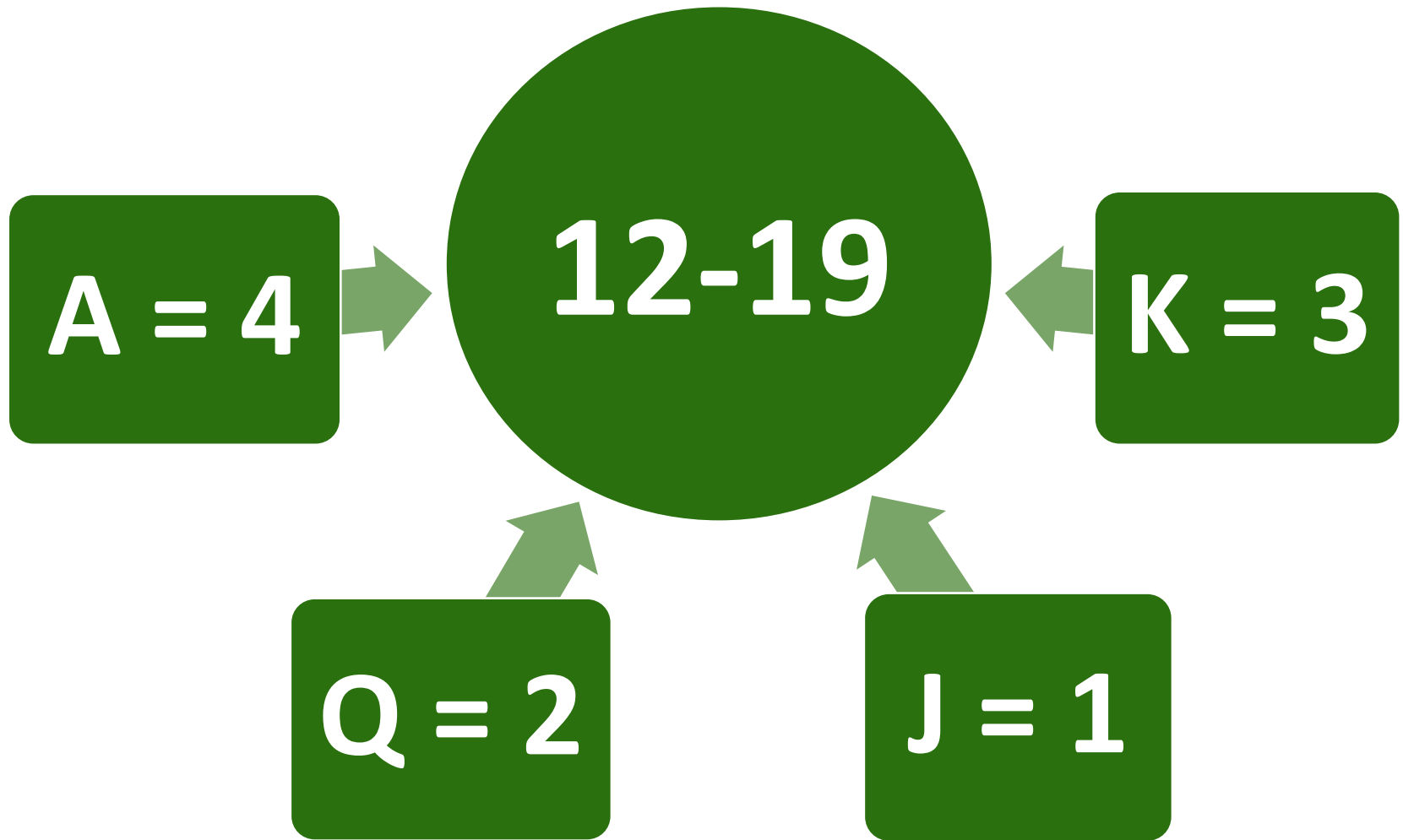
Basic Rules for Opening 1-suit

- You must have enough **High Card Points**

12-19



Basic Rules for Opening 1-suit



Which hand can open the bidding?

Board 1

N North - Click to Sit Robot

W West - Click to Sit Robot

E East - Click to Sit Robot

S South - Click to Sit Robot

WEST	NORTH	EAST	SOUTH
[Empty]			

Hand 1 (North): A♠ Q♠ 7♥ 6♥ J♣ 7♣ 6♣ 3♣ J♦ 8♦ 4♦ 3♦ 2♦

Hand 2 (West): J♠ 10♠ 9♠ 8♠ 7♠
5♥ 4♥ 3♥ 2♥
10♣ 8♣
6♦ 5♦

Hand 3 (East): 6♠
9♥ 8♥
A♣ K♣ Q♣ 5♣ 4♣ 2♣
A♦ K♦ Q♦ 9♦

Hand 4 (South): K♠ 5♠ 4♠ 3♠ 2♠ A♥ K♥ Q♥ J♥ 10♥ 9♣ 10♦ 7♦



Which hand can open the bidding?

Board 2

N North - Click to Sit Robot

W West - Click to Sit Robot

E East - Click to Sit Robot

S South - Click to Sit Robot

WEST	NORTH	EAST	SOUTH

Hand 1 (North): J♠ 9♠ 5♠ 4♠ A♥ 7♥ 6♥ AK♣ J♣ 9♣ 5♣ 5♦

Hand 2 (West): 10♠ 6♠ 3♠ 2♠ Q♣ 10♣ 4♣ 3♣ 2♣ Q♦ 8♦ 3♦ 2♦

Hand 3 (East): AK♠ 8♠ K♥ J♥ 9♥ 5♥ 2♥ 7♣ 7♦ K♦ 10♦ 9♦ 7♦

Hand 4 (South): Q♠ 7♠ Q♥ 10♥ 8♥ 4♥ 3♥ 8♣ 6♣ A♦ J♦ 6♦ 4♦



Opener's First Bid

	Points	Description
1♣	12 - 19	4 + clubs
1♦	12 - 19	4 + diamonds
1♥	12 - 19	4 + hearts
1♠	12 - 19	4 + spades
1NT	12 - 14	Balanced hand ... SPECIAL CASE



Rules for 1-level suit openings

Bid your **longest** suit first



Basic Rules for 1-level suit openings

Bid your lower ranking **4-card** suit first



What do you open?

Bid your higher ranking **5-card** suit first



What do you open with this hand?



Open 1♣

... open your lower ranking 4-card suit first



What do you open with this hand?



Open 1♠

... open your higher ranking 5-card suit first



Further Bidding ... To come in more detail

- **Responder** needs 6 + points to bid ... At least $\frac{1}{2}$ of what Opener needs
- Try to find a **Fit** as soon as possible
- There are 3 choices of level to bid to:
 1. Minimum (6 – 9)
 2. Close to Game (10 – 12)
 3. Enough for Game (13+)
- If there is NO fit, then bid NoTrumps
- To bid **Game** you need **25+** points between the two hands



This is what a good bridge hand looks like



Summary for 1-level suit openers

12-19

- Open with 12-19 points
- Bid your longest suit first
- If you have two 4-card suits bid the lower ranked suit first
- If you have two 5-card suits bid the higher ranked suit first
- Suit quality does not matter



Homework

LESSON 2 QUIZ

NZBBridge

1-Level Opening Bids

What do you open with the following hands?

♠ AQ6542

♥ 72

♦ A2

♣ A92

♠ AJ52

♥ J8

♦ A105

♣ J1085

♠ K2

♥ AKQ2

♦ J9875

♣ 97

♠ AJ952

♥ AQ862

♦ K5

♣ 4

♠ A52

♥ AK62

♦ AJ85

♣ 97

What do you open with the following hands?



BEGINNERS' LESSONS

Welcome

Teacher: Douglas Russell

Telephone: 021 235 2220

Email: douglaskeithrussell@gmail.com

